

Name:

Period:

Grade:



Animals with Texture (100 points)

GOAL: You must complete one drawing and one ipad painting of your floral arrangement.

Directions for the pencil drawing:

1. Study one of the animal images.
2. Begin drawing a pencil outline of the animal. Follow the lines and shapes you see.
3. Carefully add texture lines and values (light, medium, and dark) into your drawing.

Technique Requirements:

Your animal drawings should show *detail, texture lines and a variety of value* (light, medium, and dark). (40 points)

Techniques Requirements will be graded based on:




Craftsmanship-Clean application of colors, textures, values, and details; shows time invested and conscious effort.

Creativity-Originality, personal touches

Completion – Finished and turned in on time, proper labeling on all work (name, period#)

Comprehension – following directions, demonstrating understanding of techniques

Directions for ipad app: BRUSHES

1. Search the web for an image of an animal you would like to paint. Save the image to the ipad's photo album.
2. Open the camera and take a photo.
3. Hit the ipad's home button  Type in the **search** button: **Brushes**, then open the Brushes app.
4. Make sure you are in the home **gallery** screen and not on someone else's painting.
5. Start a new painting by pressing then press **create**.
6. Upload your photo by pressing .
7. Resize your photo to fit into the rectangular canvas shape  then press **accept**.
8. Begin painting!! Don't forget to put your name and period number on your painting in the gallery screen.

Brushes Technique Requirements:

Your animal image must be *ENTIRELY painted* (no photograph left) and *exhibit careful color choice and application*, and demonstrate attention to *textures and values* (light, medium,

Points Earned:

_____ Animal with Texture Drawing (40pts)

_____ Brushes Animal Painting (ipad) (60pts)

Total Score