


Name: _____


Class Code: _____

TEXT BALLOONS

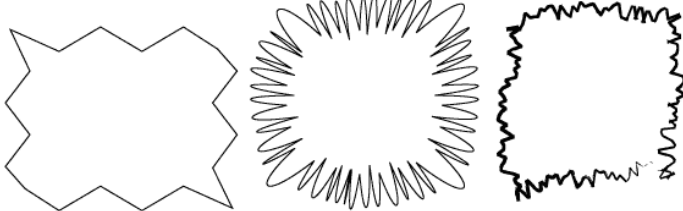
A few different ways to communicate Flashbacks



A few different ways to communicate dreams




A few different ways to communicate emotion or action



This is only the tip of the iceberg. You are only limited by your imagination in your choices.

Directions: Below is a box with different examples of text balloons. Practice using text balloons by **writing your text first**, make sure your letters are **legible** (easily read by others without squinting and guessing!!). After writing your text, draw the balloon around it. You may use a design below or design your own unique text balloon (it's just a line).



Assess Your Learning:

Creativity and Craftsmanship _____

Consistent and Legible text _____

Unique text balloon design _____