



Welcome to Visual Arts

Ms. Prindle



Visual Arts

Building visual literacy while growing artistic skills and strengthening creative confidence.

What can I expect?

How will my grade be determined?





Art Rules



- **Be Respectful**- of everything – Work without disturbing others. Respect fellow classmates, the teacher, the facility/environment, materials, equipment; treat them like you paid for it, you will replace it if you break it due to misuse or irresponsibility. Use appropriate language, tone, and volume. Use appropriate imagery.
- **Be Accountable**- Have your portfolio, warm-up activity, sharpened pencil, and other supplies at your assigned seat when class starts. Begin the warm-up activity immediately. Wait for permission and use materials as they are designed to be used. Follow all school and classroom directions. Clean area and put materials back where they are stored.
- **Be Productive**- Manage your time wisely and spend class time working on the given assignment. After entering the classroom, get your supplies and portfolio and begin the warm-up activity immediately. Submit work on time and complete. Choose appropriate activities during your free time (free draw, color page, other class assignments, read quietly).
- **Be Positive** – Participate positively! Relax and enjoy it – nothing is perfect...especially art.





Before you speak,

T H I N K

T -- is it true?

H -- is it helpful?

I -- is it inspiring?

N -- is it necessary?

K -- is it kind?

Procedures

Enter & Exit Quietly

Seats & Community Tasks

Portfolios

Art Journal Entries

Instruction

Studio Time

Tardy & Bathroom Sign In Forms

Tour



Participation (30%)


- Each week you earn a participation grade in art. You begin the week with 100 points and may keep it or lose points depending on your participation. Participation grades are determined by:
 - Effort (Daily Warm-Up, Portfolio, Project Goals)
 - Preparedness
 - Care of materials & supplies
 - Classroom safety





Art Journals / Daily Warm-Up



- Everyday you will begin with a 5 minute daily warm-up entry into your art journal. This consists of a drawing study and a written entry (typically vocabulary or technique suggestions).
- Art journals are graded every week on the last day of the week for completion and effort (not ability to mimic).



Pick One & Draw in Art Journal





Portfolios

- You will make your own portfolio to house all of your work and activities during this 9 week class.
- All work will remain in your portfolio.
- You will take your portfolio home at the end of the 9 weeks.

Label Box:

Print your first and last name
Class Code



Art Projects (45%)


- Art projects are paced for you to achieve maximum creativity and craftsmanship.
- All art projects will have a planning packet that includes a checklist, a planning sketch, a rubric, and a reflection activity.





Aesthetics & Criticism and other activities (25%)

- During your time in art class you may also work on one of the following:
 - Artist Biography
 - Art Movement Presentation
 - Art Display Critiques
 - Compare and Contrast Activity
 - Knowledge Test





Technology



- We may use technology devices in the art room. Devices (laptop, phones, tablets, etc.) are only to be used for classroom learning purposes and may not be used unless part of the learning activity.
- Use of technology for other purposes than learning based projects may result in confiscation of the device.






Art Supplies

- YOU MUST BRING A PENCIL EVERY DAY!!!
- Other supplies you may want handy:

- Regular pencils
- Sharpener
- Eraser
- Color markers
- Color pencils
- Sharpies



robinsonvisualarts.weebly.com